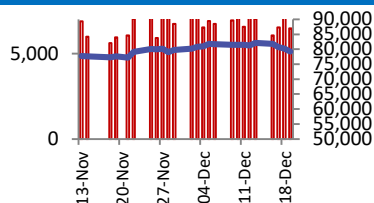
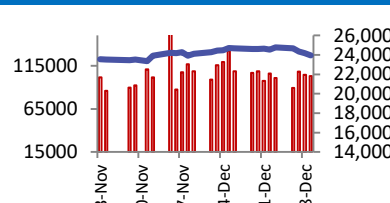


**BSE**



Open	79029
High	79516
Low	79020
Close	79218
Change	-964
Volume (Lacs)	7526
Turnover (Rs.inCr)	6477

**NSE**



Open	23877
High	24005
Low	23870
Close	23952
Change	-247
Volume(Lacs)	31780
Turnover(Rs.in Cr)	103053

World Markets	Current	Previous	Pt. Chg	Var(%)
Dow	42342	42327	15	0.0%
Dow Futures	42626	42797	(171)	-0.4%
Nasdaq	19373	19393	(20)	-0.1%
FTSE	8105	8199	(94)	-1.1%
Nikkei	38883	38814	70	0.2%
Hang Seng	19793	19753	41	0.2%
Gift Nifty	23921	23959	(38)	-0.2%
Straits Singapore	3736	3763	(26)	-0.7%
South Korea	2404	2436	(32)	-1.3%
Taiwan	22704	22932	(228)	-1.0%
Shanghai	3373	3370	3	0.1%

Commodity Prices	Current	Previous	Pt. Chg	Var(%)
Copper (\$/MT)	8883	9029	(146)	-1.6%
Alumin (\$/MT)	2507	2529	(22)	-0.9%
Zinc (\$/MT)	2967	2995	(28)	-0.9%
Brent Crude (\$/bbl)	72	73	(0)	-0.6%
Gold (\$/Ounce)	2597	2594	3	0.1%
Silver (\$/Ounce)	29	29	(0)	-0.5%
Light Crude (\$/bbl)	69	69	(0)	-0.5%
N G (\$/mmbtu)	4	4	0	1.7%
Sugar (\$/MT)	509	512	(2)	-0.5%
Rubber (Rs./kg)	190	190	0	0.0%
Baltic Dry Index	976	1028	(52)	-5.1%

Currency Exchange Rate	Current	Previous	Var(%)
Rs./\$ rate	85.07	84.96	0.14%
Rs./ Euro	88.59	89.16	-0.64%
Rs./Chinese Yuan	11.66	11.66	0.00%
Yen /\$ rate	157.02	157.44	-0.27%
\$ US/Euro	1.04	1.04	-0.01%

Dollar Index	Current	Previous	Var(%)
Dollar Index	108.43	108.41	0.02%

Support/ Resistance Levels for Today		
	Nifty	Bank Nifty Fut
Support 1	23840	51540
Support 2	23770	51240
Resistance	24000	52000

Securities in Ban For Trade	
BANDHANBNK	GRANULES
HINDCOPPER	MANAPPURAM
NMDC	PVRINOX
SAIL	

**Market Review**

**US:** Most US indices ended Thursday with marginal fall as impact of the Federal Reserve's hawkish outlook for 2025 settles.

**Asia:** Indices in the Asia pacific region were mixed before the People's Bank of China's loan prime rate decision.

**India:** On Thursday, the benchmark equity indices recorded the lowest closing since Nov. 28, tracking global negative sentiment following hawkish commentary by the US Federal Reserve. **Market is expected to open on a gap down note and likely to witness range bound move during the day.**

**Global economy:** Japanese consumer price index inflation grew slightly more than expected in November, pointing to a sustained uptick in inflation that could push the Bank of Japan into raising interest rates early in 2025. National core CPI, which excludes volatile fresh food items, grew 2.7% year-on-year in November, government data showed on Friday. The reading was above expectations of 2.6% and picked up from the 2.3% seen in the prior month.

Germany's federal and state governments' tax revenue rose 9.0% in November compared with the same month last year, the finance ministry said in its monthly report on Friday, reaching a total of 61.0 billion euros (\$63.43 billion). Forward-looking economic indicators continue to reflect a difficult economic situation, which is starting to leave its mark on the labour market, the report said. In its latest forecast, the German government expects the economy to contract by 0.2% in 2024, which would make it the only member of the Group of Seven major industrial democracies to post shrinking output for the second year running.

**Commodities:** Oil prices fell in Asian trade on Friday and were headed for a weekly loss as hawkish signals from the Federal Reserve and persistent concerns over slowing demand weighed.

Gold prices were poised for a weekly fall on Friday after the Federal Reserve's verdict on its monetary policy-easing cycle noted a slowdown in cuts, while market focus shifted to the U.S. Personal Consumption Expenditure data due later in the day.

**Currency:** The dollar surged to a two-year high, fueled by hawkish U.S. interest rate projections, while the yen plummeted to a new low. Several currencies, including the South Korean won and Canadian dollar, hit multi-year lows. The Bank of Japan's decision to hold rates steady further weakened the yen, despite rising inflation.

FII Derivative Transactions (Rs. Cr)

Contracts	Purchase		Sell		Net	Open Interest (OI)		OI (Previous day)		Change	
	Contract	Value	Contract	Value	Value	Contract	Value	Contract	Value	Contract	Value
Index Future	46299	3151	70301	4671	(1520)	358172	23544	334650	22147	23522	1397
Index Option	33845442	2108241	35073530	2186363	(78122)	6647768	447326	11854756	764515	(5206988)	(317189)
Stock Future	539454	35732	579302	38706	(2974)	5083570	333439	5060264	334269	23306	(830)
Stock Option	1393233	96055	1395928	96250	(195)	1541976	99788	1511093	98258	30883	1530
<b>Total</b>	<b>35824428</b>	<b>2243179</b>	<b>37119061</b>	<b>2325990</b>	<b>(82811)</b>	<b>13631486</b>	<b>904097</b>	<b>18760763</b>	<b>1219189</b>	<b>(5129277)</b>	<b>(315092)</b>

FII All Activity-BBG (Rs Cr)	Buy	Sell	Net
12-Dec-24	15004	18568	(3564)
13-Dec-24	16588	13651	2937
16-Dec-24	12260	12071	189
17-Dec-24	17951	20338	(2387)
18-Dec-24	14388	15311	(922)
<b>Month to date- Dec</b>	<b>229737</b>	<b>206165</b>	<b>23572</b>

FII (Prov.) (Rs Cr)	Buy	Sell	Net
13-Dec-24	15968	13633	2335
16-Dec-24	11678	11957	(279)
17-Dec-24	15559	21968	(6410)
18-Dec-24	13345	14662	(1317)
19-Dec-24	12685	16910	(4225)
<b>Month to date-Dec</b>	<b>224610</b>	<b>225134</b>	<b>(523)</b>

DII (Prov.) (Rs. Cr)	Buy	Sell	Net
13-Dec-24	9617	10349	(732)
16-Dec-24	8637	8871	(234)
17-Dec-24	11997	9290	2706
18-Dec-24	13345	14662	(1317)
19-Dec-24	14700	10756	3943
<b>Month to date-Dec</b>	<b>172092</b>	<b>166148</b>	<b>5944</b>

FII Debt - BBG (Rs. Cr)	Buy	Sell	Net
12-Dec-24	1419	6628	(5209)
13-Dec-24	2312	2423	(111)
16-Dec-24	4318	3251	1067
17-Dec-24	2314	2622	(308)
18-Dec-24	1378	3200	(1822)
<b>Month to date- Dec</b>	<b>45581</b>	<b>36682</b>	<b>8898</b>

Market Breadth	BSE		NSE	
	No.	%	No.	%
Advance	1589	39%	1024	36%
Decline	2414	59%	1761	62%
Unchanged	92	2%	56	2%

Market Turnover	19-Dec	18-Dec	Var (%)
BSE Cash	6477	7507	-14%
NSE Cash	103053	104386	-1%
NSE Futures	154716	132075	17%
NSE Options	34782050	21369522	63%
Total (Rs.Cr)	35046296	21613491	62%

Volatility Index	19-Dec	18-Dec
Volatility Index	14.51	14.37

Index PE - TTM	19-Dec	Yr. High	Yr. Low
Sensex	22.6	26.0	21.8
Nifty	22.1	28.8	20.8

Corporate News

**Hyundai To Use Exide-Made Battery Cells In India-Specific Electric Cars**

The company's subsidiary, Exide Energy Solutions, has executed a binding term sheet with Hyundai Motor India for the production and supply of battery cells for Hyundai Motor's electric vehicles. (NDTV)

**Bharti Airtel prepays Rs 3,626 crore spectrum purchase dues to government**

The telecom operator has prepaid Rs 3,626 crore to the Department of Telecom, clearing all its liabilities for the spectrum it had acquired in 2016. With this, Airtel has now prepaid all its spectrum dues that had interest costs higher than 8.65%. Airtel has prepaid a total of Rs 28,320 crore of spectrum liabilities in 2024. (BS)

**GE Vernova T&D India wins HV equipment order from Sterlite Power**

The company has received an order worth Rs 400 crore from Sterlite Grid 32 for the supply and supervision of HV equipment for a TBCB project. (NDTV)

Economy

**Centre released Rs 47,225 crore to states and UTs under Smart Cities Mission**

The Indian government has disbursed ₹47,225 crore to states and union territories for the Smart Cities Mission as of November 15, with ₹44,626 crore utilized. 7,352 projects, representing 91% of total projects, have been completed. The mission, launched in 2015, has been extended to March 31, 2025. Thirteen cities have completed all projects, while 48 have surpassed 90% completion. (ET)

**Tea, rice exports to Iran may take a hit on rial devaluation**

Iran's currency devaluation threatens Indian tea and basmati rice exports. The increased cost of imports may hinder sales of premium orthodox tea, while basmati rice exporters face insurance and pricing challenges. However, some believe the impact on rice may be mitigated by government subsidies. (ET)

International

**Australia's Wesfarmers to sell Coregas to Nippon Sanso for \$480 mln**

Wesfarmers Ltd is selling its industrial gas supply arm, Coregas, to Nippon Sanso Corp for A\$770 million (\$480.33 million). The sale is expected to generate a pre-tax profit of A\$230 million to A\$260 million. Coregas, part of Wesfarmers Industrial and Safety division, is a major supplier of industrial, medical, and specialty gases in Australia and New Zealand (Inv)

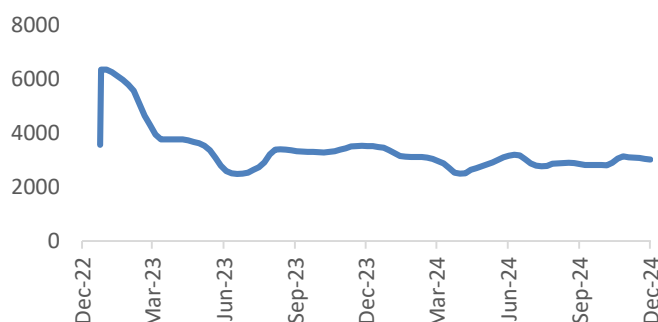
Top 5 Nifty Gainers	19-Dec	18-Dec	Var(%)
DRREDDY	1326	1275	3.9%
CIPLA	1507	1472	2.3%
BPCL	295	288	2.2%
SUNPHARMA	1823	1801	1.2%
APOLLOHOSP	7298	7237	0.8%
Top 5 Nifty Losers	19-Dec	18-Dec	Var(%)
BAJAJFINSV	1590	1631	-2.5%
ASIANPAINT	2292	2345	-2.3%
JSWSTEEL	926	947	-2.2%
BAJFINANCE	6919	7074	-2.2%
GRASIM	2539	2594	-2.1%

BSE Index Watch	Last	1 day	1 wk	1 mth	1 yr
SENSEX	79218	-1.2%	-2.5%	2.1%	12.4%
MIDCAP	47379	-0.3%	-0.9%	6.2%	35.2%
SMLCAP	56338	-0.3%	-1.4%	7.3%	37.8%
AUTO	52327	-0.8%	-2.4%	-0.9%	31.0%
BANKEK	58728	-1.2%	-2.9%	1.9%	9.7%
Capital Goods	70695	-1.1%	-3.1%	6.6%	32.9%
FMCG	20591	-0.5%	-0.2%	-0.1%	4.9%
Health Care	44600	0.9%	1.0%	5.2%	48.3%
IT	44731	-1.1%	-1.5%	8.1%	26.7%
METAL	30147	-1.0%	-5.7%	1.2%	20.1%
Oil & Gas	26142	0.0%	-3.2%	2.0%	19.3%
Power	7314	-0.8%	-3.4%	0.0%	31.8%
Realty	8608	-0.8%	1.5%	14.0%	47.9%

NSE USD Futures	19-Dec	18-Dec	Var (%)
Dec Expiry (Rs./\$)	84.25	84.25	0.0%
Jan Expiry (Rs./\$)	85.19	85.02	0.2%
Total Turnover (Rs. Crore)	5739	4795	20%

Sectors	TTM PE
Auto	30.1
Auto Ancillary	50.25
Banking	14.72
Engineering	49.86
Cement	88.45
Diamonds & Jewellery	58.7
Housing Finance	26.02
Infrastructure & Const	36.53
Metals-Aluminium	39.68
Metal – Steel	17.16
Oil Expl.	14.01
Pharma	9.44
Power – Gen. Supp.	42.88
Information Tech.	29.38
Sugar	25.41
Telecom Serv. Prov.	73.52
Tyres	30.14

China Bromine Price (\$/Metric tonne) (Source: BBG)



10 year G-Sec Yield	Current	Previous	Change
US	4.56%	4.56%	(0) bps
Japan	1.05%	1.08%	(3) bps
India	6.79%	6.75%	4 bps
UK	4.58%	4.56%	2 bps
Libor 3 Mths	4.85%	4.85%	(0) bps

Indian Eco Data	Current	Previous	Var(%)
Forex Reserve (US\$ in bn)	655	655	0.0%
Inflation - WPI	1.89%	2.36%	(47) bps
Inflation - CPI	5.48%	6.21%	(73) bps

India GDP	Q2FY25	Q1FY25	Var(%)
Growth	5.40%	6.70%	(130)bps

Monetary Policy	Current	Previous	Change
Repo Rate	6.50%	6.50%	0 bps
Reverse Repo Rate	3.35%	3.35%	0 bps
CRR	4.00%	4.50%	(50) bps
O/S Banking System Liquidity (Rs bn)	-1386	-1224	(162.0)

IIP Growth %	Oct-24	Oct-23	Apr-Feb
IIP	3.5	11.9	4.3
Capital Goods	3.1	21.7	4.0
Mining	4.1	10.6	3.8
Manufacturing	2.0	20.4	6.1
Electricity	0.9	13.1	4.0





**Bulk Deal As On 19/12/24**

BSE					
Security Code	Security Name	Client Name	Deal	Quantity	Price
543748	AARTIPHARM	BHAVNA SHANTILAL SHAH	S	513941	565.1
543748	AARTIPHARM	BHAVNA SHANTILAL SHAH	S	513000	565.1
543748	AARTIPHARM	JAYA CHANDRAKANT GOGRI	B	513000	565.1
543748	AARTIPHARM	JAYA CHANDRAKANT GOGRI	B	513000	565.1
538465	AMARSEC	BINDU KUMAR MISHRA HUF	B	18000	27.92
538465	AMARSEC	DARSHANA ASHESH NANAVATI	B	16666	27.9
538465	AMARSEC	HERLEKAR OMKAR PRAVIN	S	285000	27.93
538465	AMARSEC	JITENDER SHARMA	B	16000	27.93
538465	AMARSEC	RAUNAK GUPTA	B	18000	27.95
538465	AMARSEC	RUPAM BHAURAO MAHAJAN	B	16666	27.9
538465	AMARSEC	SIDDHANT MISHRA	S	22000	27.95
538465	AMARSEC	SUCHETA BEHERA	B	16668	27.95
532930	BGREENERGY	MANSI SHARE & STOCK ADVISORS PRIVATE LIMITED	S	367000	81.22
513005	CHROME	PREVIEW VYAPAAAR PRIVATE LIMITED	B	25000	55.3
513005	CHROME	SAURASHTRA SOLID INDUST P VT LTD	S	30000	55.8
543516	DHYAANITR	DHAVAL PRATAPRAI VORA	B	98000	15.05
543516	DHYAANITR	OM KOTHARI	B	92400	15.1
543516	DHYAANITR	SAUMIL ARVINDBHAI BHAVNAGARI	B	165200	15.02
512443	GANONPRO	JR SEAMLESS PRIVATE LIMITED	B	49000	9
544156	GCONNECT	NILESH BABULAL KABRA	S	25500	40.71
544156	GCONNECT	SANJAY KARANRAJ SAKARIA	B	25500	40.71
514386	GUJCOTEX	MULTIPLIER SHARE & STOCK ADVISORS PRIVATE LIMITED	S	768	22.23
514386	GUJCOTEX	MULTIPLIER SHARE & STOCK ADVISORS PRIVATE LIMITED	B	82006	22.23
540938	GUJHYSPI	BHAVIKA DHIRAJLAL CHAVDA	B	260000	18.98
540938	GUJHYSPI	MANGLAM FINANCIAL SERVICES	S	90000	19.02
526967	HEERAISP	MULTIPLIER SHARE & STOCK ADVISORS PRIVATE LIMITED	S	40000	10.02
541627	HITECHWIND	GLASTON MARIO MENEZES	B	60000	5.42
541627	HITECHWIND	KANTA DEVI SAMDARIA	B	41447	5.42
541627	HITECHWIND	MAHESH MADHAVJI THAKKAR	S	30000	5.42
541627	HITECHWIND	SHAHZAD SHAMSHERKHAN PATHAN	S	25000	5.42
539449	IGCIL	MULTIPLIER SHARE & STOCK ADVISORS PRIVATE LIMITED	S	177029	11.78
517063	JETKINGQ	CHETAN BURMAN	B	52732	142.06
530201	KALLAM	MAHENDRA GIRDHARILAL WADHWANI	S	732954	5.5
540696	KCDGROUP	EPITOME TRADING AND INVESTMENTS	B	158779	10.65
519612	MAHAANF	ASGAR HUSSAINI BHARMAL	S	24889	92.49
519612	MAHAANF	DINESH KUMAR JAIN	S	20000	92.53
541974	MANORAMA	AJAY JAISINGHANI	B	100000	1165
541974	MANORAMA	INVESCO MUTUAL FUND	S	100000	1165
514060	MARKOBENZ	JR SEAMLESS PRIVATE LIMITED	B	97956	11.41
511535	NDASEC	HILUM COMMODITIES PRIVATE LIMITED	S	45600	37.98
540243	NEWLIGHT	DEADLOCK CAPEX LLP	B	466000	12.49
540243	NEWLIGHT	SANTOSH KUMAR KUSHAWAHA	S	1347245	12.49
540243	NEWLIGHT	SANTOSH KUMAR KUSHAWAHA	S	472319	12.49
540243	NEWLIGHT	SANTOSH KUMAR KUSHAWAHA	B	834834	12.47
540243	NEWLIGHT	SMITA KHURANA	S	957033	12.49
511644	OMEGAIN	HEMANT NARESH JAIN HUF	S	18010	294.04
511644	OMEGAIN	JR SEAMLESS PRIVATE LIMITED	S	10256	294.05
511644	OMEGAIN	KAILASH CHAND SINGHI	B	30000	294.04
511644	OMEGAIN	KALPALABDHI SECURITIES PRIVATE LIMITED	S	9593	294.05
532340	OMNIAX	RUDRA NATH BANERJEE	B	55000	3.79

543400	OMNIPOTENT	KRISHNA MURARI TEKRIWAL	B	48000	11.87
543400	OMNIPOTENT	PAWAN ASOPA	B	40000	12.18
543400	OMNIPOTENT	PUNIT KIRITKUMAR POPAT	S	168000	12.12
539143	PANTH	PURAV BHARATBHAI PATEL	B	125020	8.48
532911	PARLEIND	MULTIPLIER SHARE & STOCK ADVISORS PRIVATE LIMITED	B	136185	24.75
511734	PASUFIN	BOSCO ARMANDO MENEZES	B	25000	35.66
511734	PASUFIN	EMILY BOSCO MENEZES	B	25000	35.66
511734	PASUFIN	GREEN PEAKS ENTERPRISES LLP	S	84564	35.66
511557	PROFINC	KAPIL MAHESH KOTHARI	S	1067963	4.57
541703	RACONTEUR	DHULL TRADING PRIVATE LIMITED	S	124800	12.73
539673	RCL	AMAR RAJMAL KAKARIA	B	100000	3.41
543744	REXSEAL	UTTAM BHARAT BAGRI	S	18000	210
539669	RGF	AMANCHARLANATARAJAN	B	1174599	0.98
539669	RGF	SURESH KUMAR AGARWAL	S	924471	0.97
538540	RLFL	MULTIPLIER SHARE & STOCK ADVISORS PRIVATE LIMITED	B	369874	3.03
538540	RLFL	SITA RAM	S	335000	3.03
512097	SAICOM	RAGHESHVMONY	S	1500000	0.43
511577	SAVFI	MANJULA VINOD KOTHARI	S	22651	24.86
540072	SHIVAEXPO	BASAVARAJ CHANNAPPA MAHASHETTI	B	100000	19.5
540072	SHIVAEXPO	PRAVIN GAJANAN GUDEKAR	S	180000	19.5
540072	SHIVAEXPO	RAMESH BHANDAPPA MUNNOLI	B	100000	19.5
543976	SHRAAITECH	RISHIRAJ ENTERPRISES PRIVATE LIMITED	S	366400	54.61
543924	SONALIS	ABINASH PRASAD MOHAPATRA	S	10000	69.85
543924	SONALIS	SHYAMA SHAHI	S	16000	69.09
539217	SRESTHA	SANJEEV RAJAN	B	9999990	0.86
539217	SRESTHA	SHARE INDIA SECURITIES LIMITED	S	8489062	0.87
539217	SRESTHA	SHARE INDIA SECURITIES LIMITED	B	8176552	0.87
521113	SUDTIND-B	MULTIPLIER SHARE & STOCK ADVISORS PRIVATE LIMITED	S	181484	54.52
521113	SUDTIND-B	MULTIPLIER SHARE & STOCK ADVISORS PRIVATE LIMITED	B	143347	51.32
539117	SUJALA	SETU SECURITIES PVT LTD	S	153193	72.46
523722	SVAMSOF	AMISHA YADAV	B	110000	10.72
523722	SVAMSOF	MULTIPLIER SHARE & STOCK ADVISORS PRIVATE LIMITED	S	103836	10.68
511447	SYLPH	FARTILE TRADING PRIVATE LIMITED	S	3000000	1.12
542765	TRANSPACT	ANSHU AGGARWAL	B	4000	240
542765	TRANSPACT	CORPORATE MAKERS CAPITAL LIMITED	B	6000	240
542765	TRANSPACT	NIKUNJ STOCK BROKERS LIMITED	B	5000	240
542765	TRANSPACT	VIJAYA ANIL PANDIT	B	3000	243
542765	TRANSPACT	VISHAL MAHESH WAGHELA	S	21500	239.03
544303	TTC	SETU SECURITIES PVT. LTD.	B	30600	400.25
531015	VENMAX	MANOJ KUMAR KANDA	B	40000	12.27
531015	VENMAX	VENKATA RAO SADHANALA	S	170000	12.27
544002	VIVAA	ANIL GOYAL HUF	S	88000	43
544002	VIVAA	ARYAFIN-TRADE SERVICES INDIA PRIVATE LIMITED	B	50000	43
544002	VIVAA	KRISHNA KUMAR GOYAL	B	26000	43
544310	YASHHV	CINCO STOCK VISION LLP	B	150000	277.4
544310	YASHHV	DEVI TRADERS LLP	B	260000	289.12
544310	YASHHV	EPITOME TRADING AND INVESTMENTS	B	150000	291.25
544310	YASHHV	MANSI SHARE & STOCK ADVISORS PRIVATE LIMITED	B	150000	277.4
544310	YASHHV	MULTIPLIER SHARE & STOCK ADVISORS PRIVATE LIMITED	B	400000	291.25
544310	YASHHV	SETU SECURITIES PVT. LTD.	B	150000	277.4

NSE

Security Code	Security Name	Client Name	Deal	Quantity	Price
AGSTRA	AGS Transact Tech Ltd	UPADHYAYA AJAY	BUY	750000	71.64
AGSTRA	AGS Transact Tech Ltd	VINEHA ENTERPRISES PRIVATE LIMITED	SELL	3950000	72.59
AGSTRA	AGS Transact Tech Ltd	YUYU FAMILY PRIVATE TRUST	BUY	750000	71.66
AMBANIORGO	AMBANI ORGOCHEM LIMF	AVIRA INVESTMENT PRIVATE LIMITED	SELL	62000	149.95
ATALREAL	Atal Realtech Limited	VISHAL MAHESH WAGHELA	SELL	624970	12.51
COMMITTED	Committed Cargo Care Ltd	CHAUBARA EATS PRIVATE LIMITED	BUY	100800	106.97
DOMS	DOMS Industries Limited	AXIS ASSET MANAGEMENT COMPANY LIMITED A/C AXIS SMALL CAP FUND	BUY	408051	2879
DOMS	DOMS Industries Limited	AXIS MUTUAL FUND	BUY	326441	2879
DOMS	DOMS Industries Limited	FILA - FABBRICA ITALIANA LAPIS ED AFFINI SPA	SELL	1386704	2879.12
DOMS	DOMS Industries Limited	FILA - FABBRICA ITALIANA LAPIS ED AFFINI SPA	SELL	1386703	2879.47
DRCSYSTEMS	DRC Systems India Limited	JYOTIBEN RAKESHBHAI LAHOTI	BUY	800000	31.52
GICL	Globe Int'l Carriers Ltd	BASAVARAJ CHANNAPPA MAHASHETTI	SELL	156000	70
GICL	Globe Int'l Carriers Ltd	RAMESH BHANDAPPA MUNNOLI	SELL	184500	70
GODREJIND	Godrej Industries Ltd.	AREL ENTERPRISE LLP	SELL	2770983	1164
GODREJIND	Godrej Industries Ltd.	AREL ENTERPRISE LLP	SELL	2770983	1164
GODREJIND	Godrej Industries Ltd.	GODREJ SEEDS AND GENETICS LIMITED	BUY	2770983	1164
GODREJIND	Godrej Industries Ltd.	GODREJ SEEDS AND GENETICS LIMITED	BUY	2770983	1164
HOACFOODS	Hoac Foods India Limited	SMC GLOBAL SECURITIES LIMITED	BUY	20250	143.02
HOACFOODS	Hoac Foods India Limited	SMC GLOBAL SECURITIES LIMITED	SELL	3000	150.43
IKS	Inventurus Knowledge So L	NORGES BANK ON ACCOUNT OF THE GOVERNMENT PENSION FUND GLOBAL	BUY	1659435	1923.92
IKS	Inventurus Knowledge So L	NORGES BANK ON ACCOUNT OF THE GOVERNMENT PENSION FUND GLOBAL	BUY	1750000	1899.67
MOS	Mos Utility Limited	PINE OAK GLOBAL FUND	BUY	140000	287
OCCLLTD	OCCL Limited	PASHUPATI CAPITA SER PVT LTD	BUY	400000	114.08
MOBIKWIK	One Mobikwik Systems Ltd	PEAK XV PARTNERS INVESTMENT HOLDINGS III	SELL	700650	579.37
DIAMONDYD	Prataap Snacks Limited	BANDHAN MUTUAL FUND	SELL	394885	965.05
DIAMONDYD	Prataap Snacks Limited	STALLION ASSET PRIVATE LIMITED	BUY	369312	965.05
SAILIFE	Sai Life Sciences Limited	SIVARAMAKRISHNAN CHITTOR	SELL	1500000	732
SHANTI	Shanti Overseas (Ind) Ltd	AYUSH KACHOLIA	SELL	388854	16
SHANTI	Shanti Overseas (Ind) Ltd	L7 HITECH PRIVATE LIMITED	BUY	56000	15.98
SHANTI	Shanti Overseas (Ind) Ltd	PRIYAA KAMAL SINDHER	BUY	310000	16
TNPL	Tamil Nadu Newsprint	POINT BREAK CAPITAL LP	BUY	600000	207.1
TRANSTEEL	Transteeel Seating Tech L	BRIJ BIHARI KAUSHIK	BUY	110000	86.38
VAIBHAVGBL	Vaibhav Gems Limited	NALANDA INDIA FUND LIMITED	SELL	2700000	303.13

**Disclosure:**

Research Reports that are published by Nirmal Bang Securities Private Limited (hereinafter referred to as "NBSPL") are for private circulation only. NBSPL is a registered Research Analyst under SEBI (Research Analyst) Regulations, 2014 having Registration no. INH000001766. NBSPL is also a registered Stock Broker with National Stock Exchange of India Limited, BSE Limited, Metropolitan Stock Exchange of India Limited, Multi Commodity Exchange of India Limited and , National Commodity and Derivative Exchange Limited in Capital Market , Equity and Commodities derivatives segments and Currency Derivatives Segment .

NBSPL has other business divisions with independent research teams separated by Chinese walls, and therefore may, at times, have different or contrary views on stocks and markets.

NBSPL or its associates have not been debarred / suspended by SEBI or any other regulatory authority for accessing / dealing in securities Market since last 20 years. NBSPL, its associates or analyst or his relatives do not hold any financial interest (Except Investment) in the subject company. NBSPL or its associates or Analyst do not have any conflict or material conflict of interest at the time of publication of the research report with the subject company. NBSPL or its associates or Analyst or his relatives may or may not hold beneficial ownership of 1% or more in the subject company at the end of the month immediately preceding the date of publication of this research report.

NBSPL or its associates / analyst has not received any compensation / managed or co-managed public offering of securities of the company covered by Analyst during the past twelve months. NBSPL or its associates have not received any compensation or other benefits from the company covered by Analyst or third party in connection with the research report. Analyst has not served as an officer, director or employee of Subject Company. NBSPL / analyst has not been engaged in market making activity of the subject company.

**Analyst Certification:** The research analysts and authors of these reports, hereby certify that the views expressed in this research report accurately reflects my/our personal views about the subject securities, issuers, products, sectors or industries. It is also certified that no part of the compensation of the analyst(s) was, is, or will be directly or indirectly related to the inclusion of specific recommendations or views in this research. The analyst(s) principally responsible for the preparation of this research report and has taken reasonable care to achieve and maintain independence and objectivity in making any recommendations.



**Disclaimer:**

The Research Report is for the personal information of the authorized recipient and does not construe to be any investment, legal or taxation advice. NBSPL is not soliciting any action based upon it. Nothing in the research report shall be construed as a solicitation to buy or sell any security or product, or to engage in or refrain from engaging in any such transaction. In preparing the research report, we did not take into account the investment objectives, financial situation and particular needs of the reader.

The research report has been prepared for the general use of the clients of NBSPL and must not be copied, either in whole or in part, or distributed or redistributed to any other person in any form. If you are not the intended recipient you must not use or disclose the information in the research report in any way. Though disseminated to all the customers simultaneously, not all customers may receive the research report at the same time. NBSPL will not treat recipients as customers by virtue of their receiving the research report. The research report is not directed or intended for distribution to or use by any person or entity resident in a state, country or any jurisdiction, where such distribution, publication, availability or use would be contrary to law, regulation or which would subject NBSPL & its group companies to registration or licensing requirements within such jurisdictions.

The report is based on the information obtained from sources believed to be reliable, but we do not make any representation or warranty that it is accurate, complete or up-to-date and it should not be relied upon as such. We accept no obligation to correct or update the information or opinions in it. NBSPL or any of its affiliates or employees shall not be in any way responsible for any loss or damage that may arise to any person from any inadvertent error in the information contained in the research report. NBSPL or any of its affiliates or employees do not provide, at any time, any express or implied warranty of any kind, regarding any matter pertaining to this report, including without limitation the implied warranties of merchantability, fitness for a particular purpose, and non-infringement. The recipients of the research report should rely on their own investigations.

This information is subject to change without any prior notice. NBSPL reserves its absolute discretion and right to make or refrain from making modifications and alterations to this statement from time to time. Nevertheless, NBSPL is committed to providing independent and transparent recommendations to its clients, and would be happy to provide information in response to specific client queries.

Before making an investment decision on the basis of research report, the reader needs to consider, with or without the assistance of an adviser, whether the advice is appropriate in light of their particular investment needs, objectives and financial circumstances. There are risks involved in securities trading. The price of securities can and does fluctuate, and an individual security may even become valueless. International investors are reminded of the additional risks inherent in international investments, such as currency fluctuations and international stock market or economic conditions, which may adversely affect the value of the investment. Opinions expressed are subject to change without any notice. Neither the company nor the director or the employees of NBSPL accept any liability whatsoever for any direct, indirect, consequential or other loss arising from any use of the research report and/or further communication in relation to the research report. Here it may be noted that neither NBSPL, nor its directors, employees, agents or representatives shall be liable for any damages whether direct or indirect, incidental, special or consequential including lost revenue or lost profit that may arise from or in connection with the use of the information contained in the research report.

Copyright of this document vests exclusively with NBSPL.

Our reports are also available on our website

Registration granted by SEBI and certification from NISM in no way guarantee performance of NBSPL or provide any assurance of returns to investors.

**Nirmal Bang Research (Division of Nirmal Bang Securities Pvt. Ltd.)**

B-2, 301/302, Marathon Innova,  
Opp. Peninsula Corporate Park  
Off. Ganpatrao Kadam Marg  
Lower Parel(W), Mumbai-400013  
Board No. : 91 22 6723 8000/8001  
Fax. : 022 6723 8010